# Fantastic Results

...and where to find them (in IATI)

IATI Technical Advisory Group

November 14, 2018

Taryn Davis
Senior Associate

DEVELOPMENT GATEWAY
Solutions that empower

Catherine Marschner
Director of Product Development

MILLENNIUM CHALLENGE CORPORATION
UNITED STATES OF AMERICA

Herman van Loon
Open Data and BI Specialist

Ministry of Foreign Affairs of the Netherlands

Reid Porter
Senior Data Strategist

DevResults

# Overview

- How does IATI structure results data? (Reid)
- What can we do *right now* with IATI results data? (Herman)
- Which results are *most useful* to share? (Catherine)
- How can we make it *easier to use* IATI results data? (Taryn)
- Discussion at tables

DevResults

# Overview

- **How does IATI structure results data? (Reid)**
- What can we do *right now* with IATI results data? (Herman)
- Which results are *most useful* to share? (Catherine)
- How can we make it *easier to use* IATI results data? (Taryn)
- Discussion at tables

DevResults

# How does IATI structure results data?

Reid Porter

Senior Data Strategist

DevResults

# IATI is...

...structured information

...an open data standard

...machine readable data

...a format for sharing data

...a dictionary

```
    <document-date iso-date="2014-02-05" />
   </document-link>
<!--result-document-link example ends-->
<!--result-reference starts-->
   <reference vocabulary="99" code="B1" vocabulary-uri="http://example.com/indicators.html" />
<!--result-reference ends-->
<!--result-indicator starts-->
   <indicator measure="1" ascending="1" aggregation-status="1">
    <title>
     <narrative>Indicator title</narrative>
    </title>
    <description>
     <narrative>Indicator description text</narrative>
    </description>
    <document-link format="application/vnd.oasis.opendocument.text" url="http:www.example.org/docs/result_indicator_en.odt">
     <title>
      <narrative>Results Indicator Report 2013</narrative>
     </title>
     <description>
       <narrative>Report of results indicator</narrative>
     </description>
     <category code="A01" />
     <language code="en" />
     <document-date iso-date="2014-02-05" />
    </document-link>
    <reference vocabulary="1" code="3429" />
    <reference vocabulary="7" code="861" />
    <reference vocabulary="99" code="B1" indicator-uri="http://example.com/indicators.html" />
<!--result-baseline starts-->
    <baseline year="2012" iso-date="2012-01-01" value="10">
     <location ref="AF-KAN" />
     <location ref="KH-PNH" />
     <dimension name="sex" value="female" />
     <dimension name="age" value="adult" />
     <document-link format="application/vnd.oasis.opendocument.text" url="http:www.example.org/docs/result_baseline_en.odt">
      <title>
       <narrative>Results Baseline Report 2013</narrative>
      </title>
      <description>
        <narrative>Report of results baseline</narrative>
      </description>
      <category code="A01" />
      <language code="en" />
      <document-date iso-date="2014-02-05" />
     </document-link>
     <comment>
```

RESULT

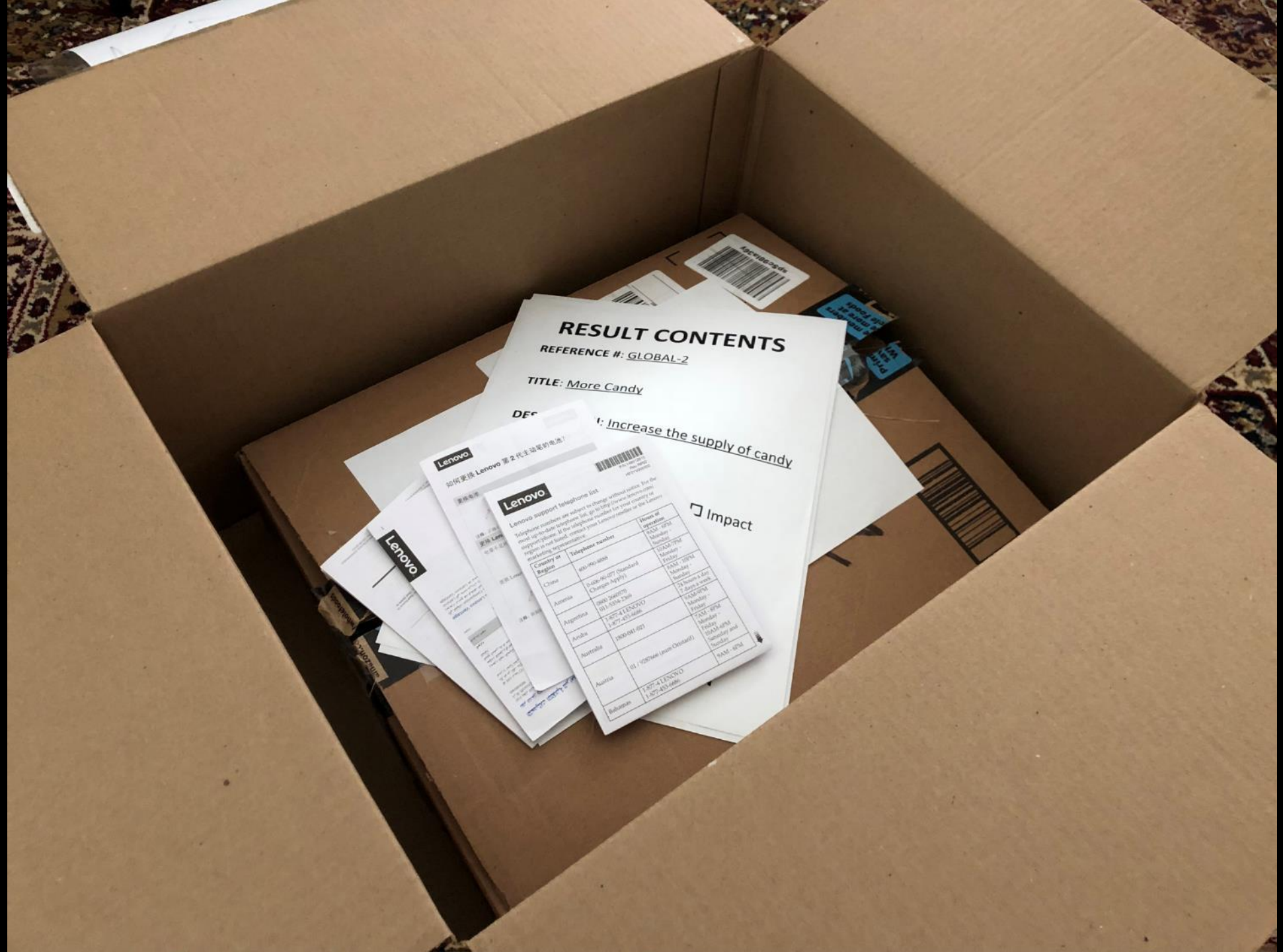
RESULT CONTENTS
REFERENCE #: GLOBAL-2
TITLE: More Candy
: Increase the supply of candy
Impact
Lenovo
Lenovo support telephone list

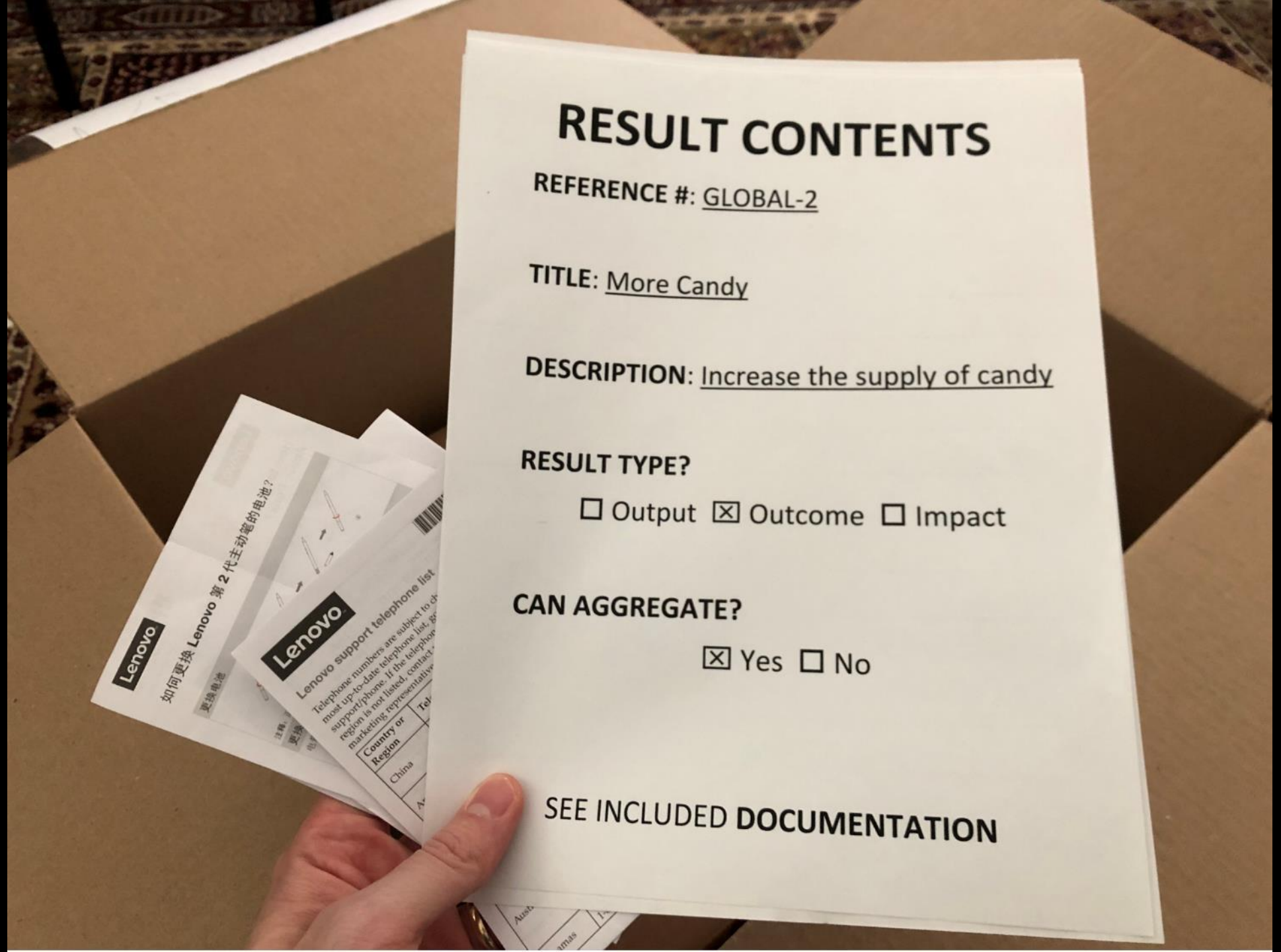
RESULT CONTENTS
REFERENCE #: GLOBAL-2
TITLE: More Candy
DESCRIPTION: Increase the supply of candy
RESULT TYPE?
☐ Output ☒ Outcome ☐ Impact
CAN AGGREGATE?
☒ Yes ☐ No
SEE INCLUDED DOCUMENTATION
Lenovo
如何更换 Lenovo 第 2 代主动笔的电池?
Lenovo
Lenovo support telephone list
Country or Region
China

INDICATOR

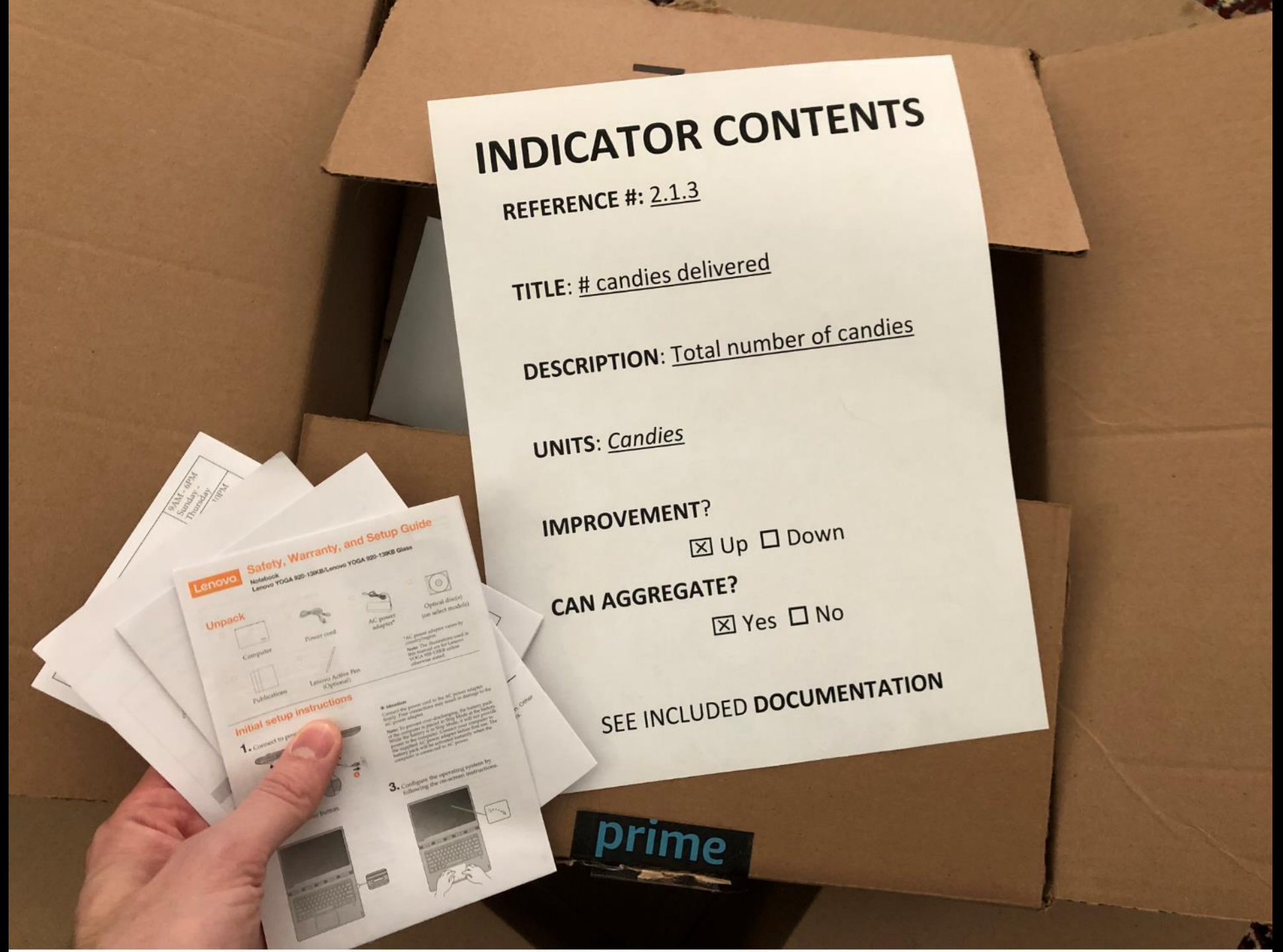
INDICATOR CONTENTS
REFERENCE #: 2.1.3
TITLE: # candies delivered
DESCRIPTION: Total number of candies
UNITS: Candies
IMPROVEMENT?
☒ Up ☐ Down
CAN AGGREGATE?
☒ Yes ☐ No
SEE INCLUDED DOCUMENTATION
Lenovo
Safety, Warranty, and Setup Guide
Unpack
Initial setup instructions
prime

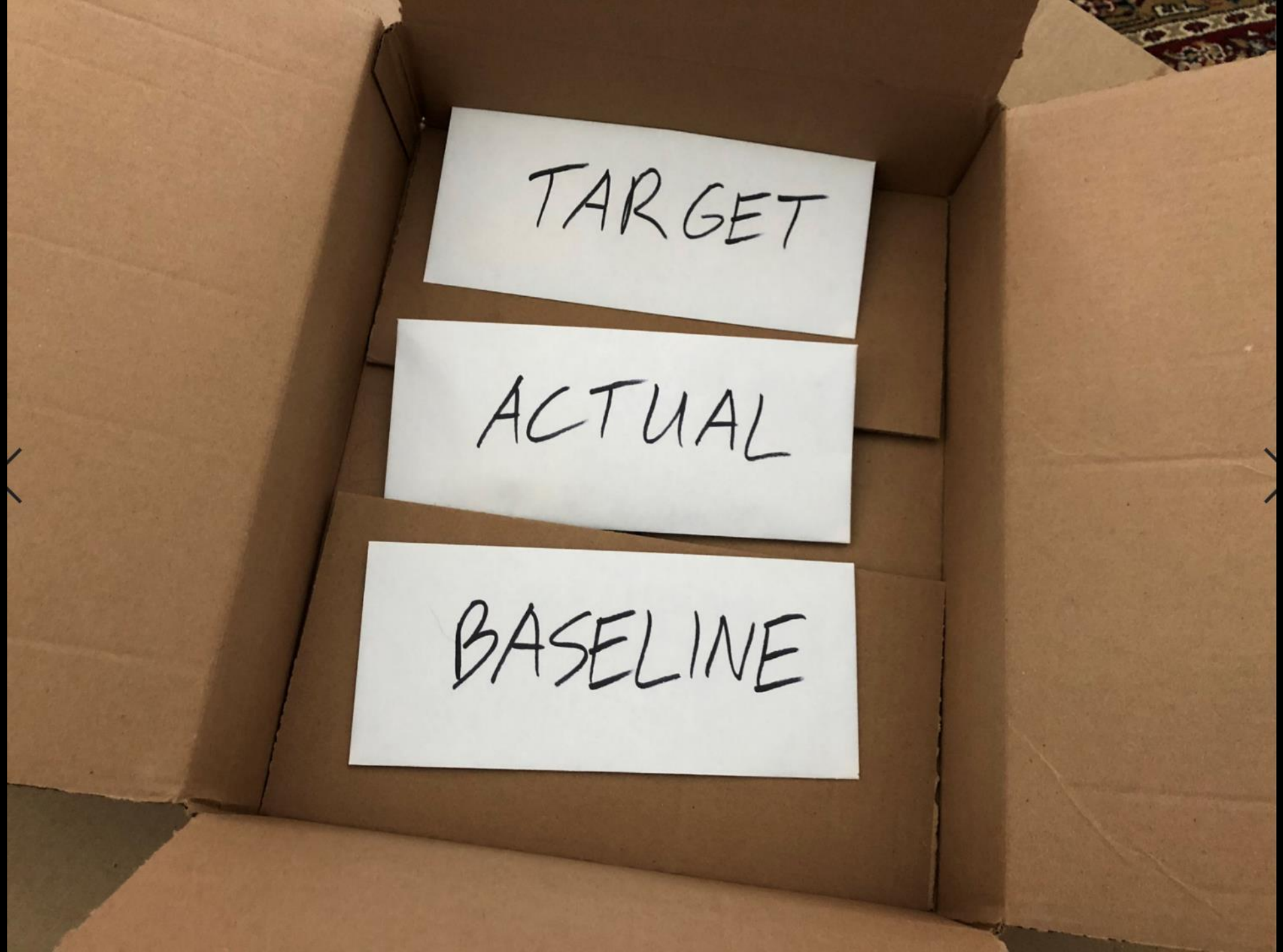
TARGET
ACTUAL
BASELINE

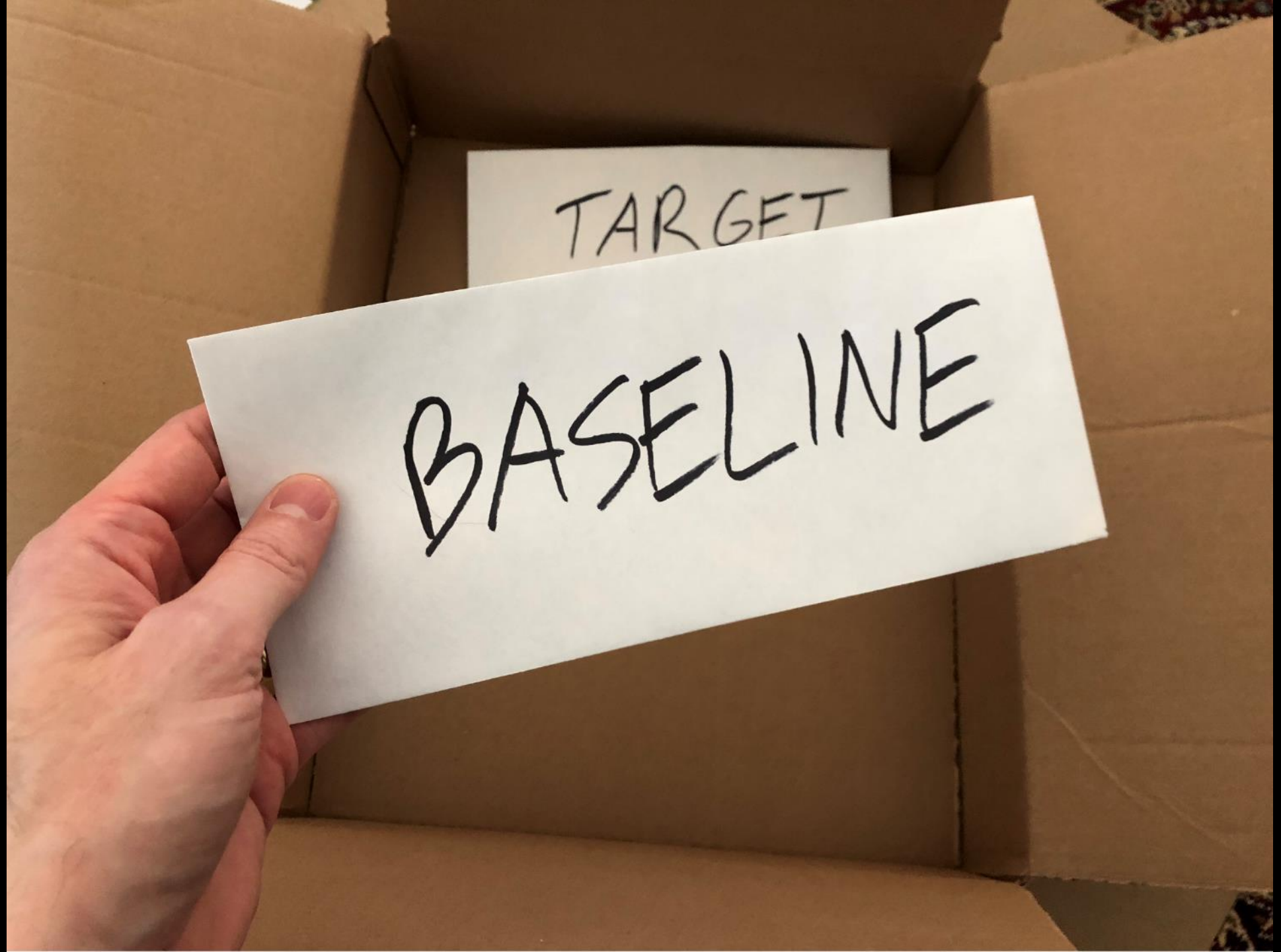
TARGET
BASELINE

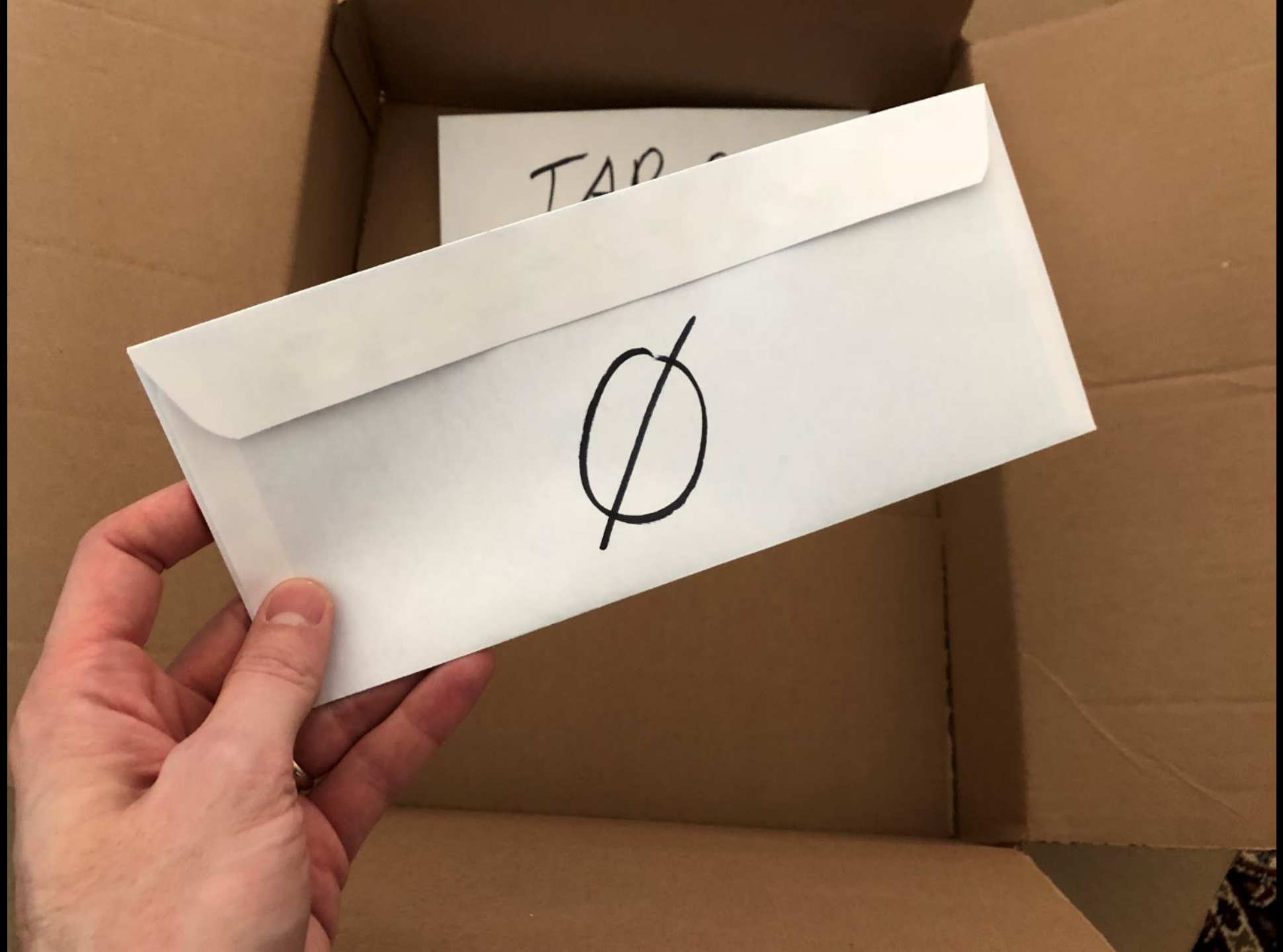


TARGET

TARGET

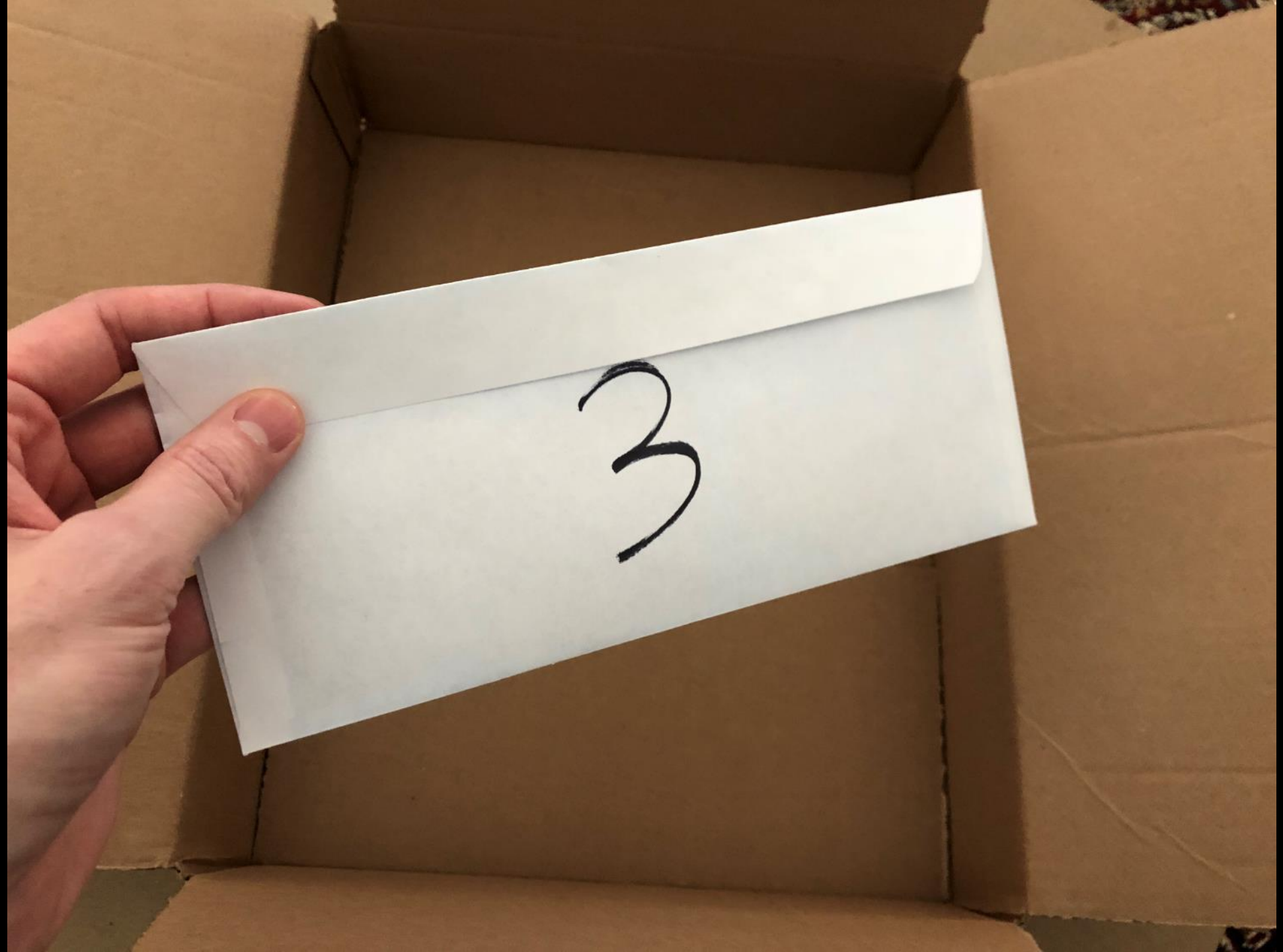
3


LABOR

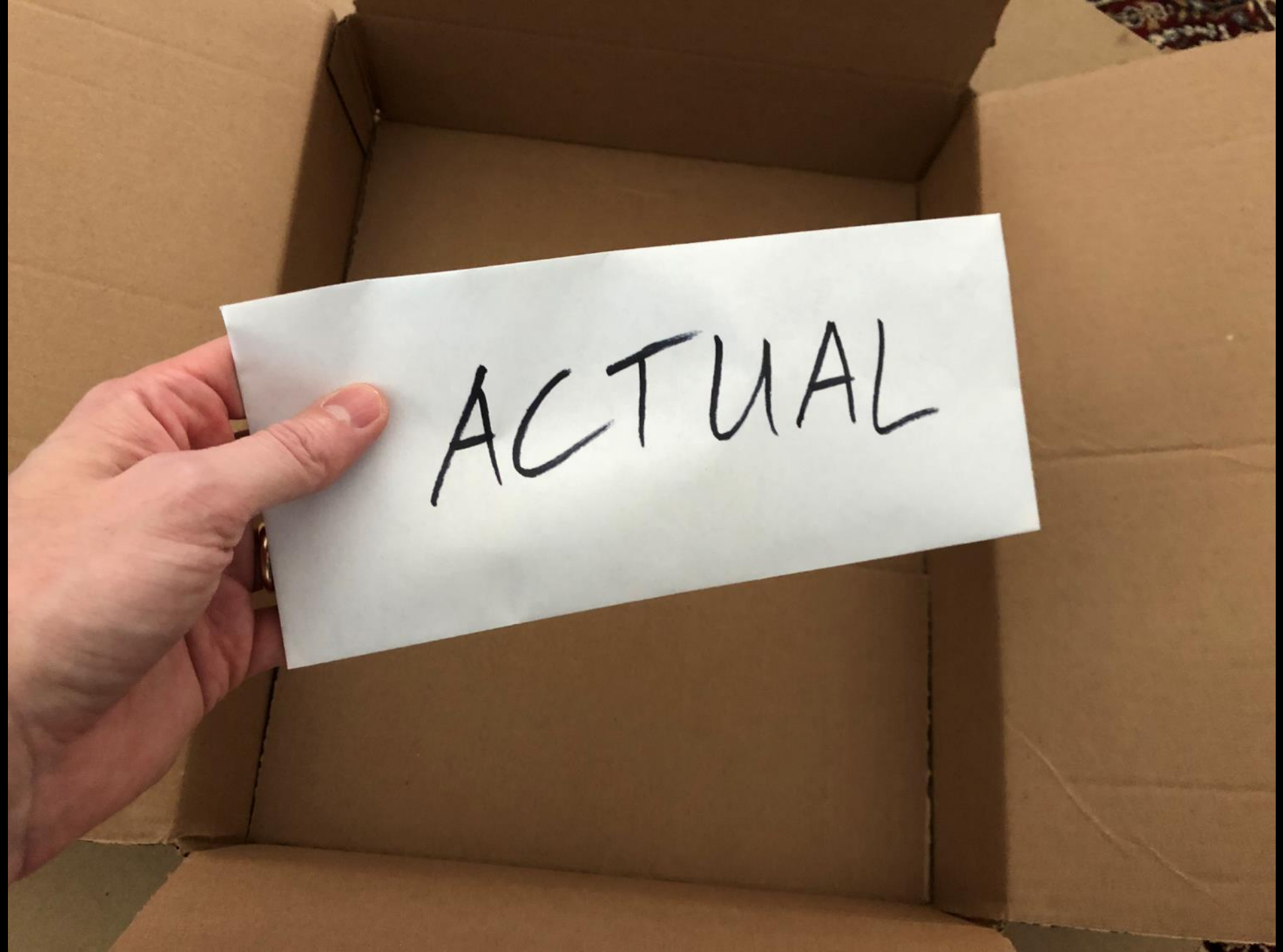
ACTUAL


4!



```
    <document-date iso-date="2014-02-05" />
   </document-link>
<!--result-document-link example ends-->
<!--result-reference starts-->
   <reference vocabulary="99" code="B1" vocabulary-uri="http://example.com/indicators.html" />
<!--result-reference ends-->
<!--result-indicator starts-->
   <indicator measure="1" ascending="1" aggregation-status="1">
    <title>
     <narrative>Indicator title</narrative>
    </title>
    <description>
     <narrative>Indicator description text</narrative>
    </description>
    <document-link format="application/vnd.oasis.opendocument.text" url="http:www.example.org/docs/result_indicator_en.odt">
     <title>
      <narrative>Results Indicator Report 2013</narrative>
     </title>
     <description>
       <narrative>Report of results indicator</narrative>
     </description>
     <category code="A01" />
     <language code="en" />
     <document-date iso-date="2014-02-05" />
    </document-link>
    <reference vocabulary="1" code="3429" />
    <reference vocabulary="7" code="861" />
    <reference vocabulary="99" code="B1" indicator-uri="http://example.com/indicators.html" />
<!--result-baseline starts-->
    <baseline year="2012" iso-date="2012-01-01" value="10">
     <location ref="AF-KAN" />
     <location ref="KH-PNH" />
     <dimension name="sex" value="female" />
     <dimension name="age" value="adult" />
     <document-link format="application/vnd.oasis.opendocument.text" url="http:www.example.org/docs/result_baseline_en.odt">
      <title>
       <narrative>Results Baseline Report 2013</narrative>
      </title>
      <description>
        <narrative>Report of results baseline</narrative>
      </description>
      <category code="A01" />
      <language code="en" />
      <document-date iso-date="2014-02-05" />
     </document-link>
     <comment>
```

That's all this is!

(more or less)

# Put slightly more verbosely…

- Result #1
  - Type (output, outcome, impact)
  - Aggregation Status? (suitable for aggregation – T/F?)
  - Title and Description
  - Document links
  - **Indicator #1**
    - Measure (unit, percentage, nominal, ordinal, qualitative)
    - Ascending? (increase is an improvement – T/F?)
    - Aggregation Status? (suitable for aggregation – T/F?)
    - Title and Description
    - Document links
    - Baseline: value disaggregated by dimension or location and comments
    - Period #1
      - Target: value disaggregated by dimension or location and comments
      - Actual: value disaggregated by dimension or location and comments
    - Period #2…
  - **Indicator #2…**
- Result #2…

DevResults

# Overview

- How does IATI structure results data? (Reid)
- **What can we do *right now* with IATI results data? (Herman)**
- Which results are *most useful* to share? (Catherine)
- How can we make it *easier to use* IATI results data? (Taryn)
- Discussion at tables

DevResults




Ministerie van Buitenlandse Zaken

IATI TAG 2018

# Monitoring the results Dialogue & Dissent

Marie-Louise Wijne
Jelmer Kamstra
Pelle Aardema
Herman van Loon

# Diversity of Dialogue & Dissent

- 25+ partnership organisations
- 30+ partner ToC’s / themes
- 60+ countries
- 5+ NMFA departments

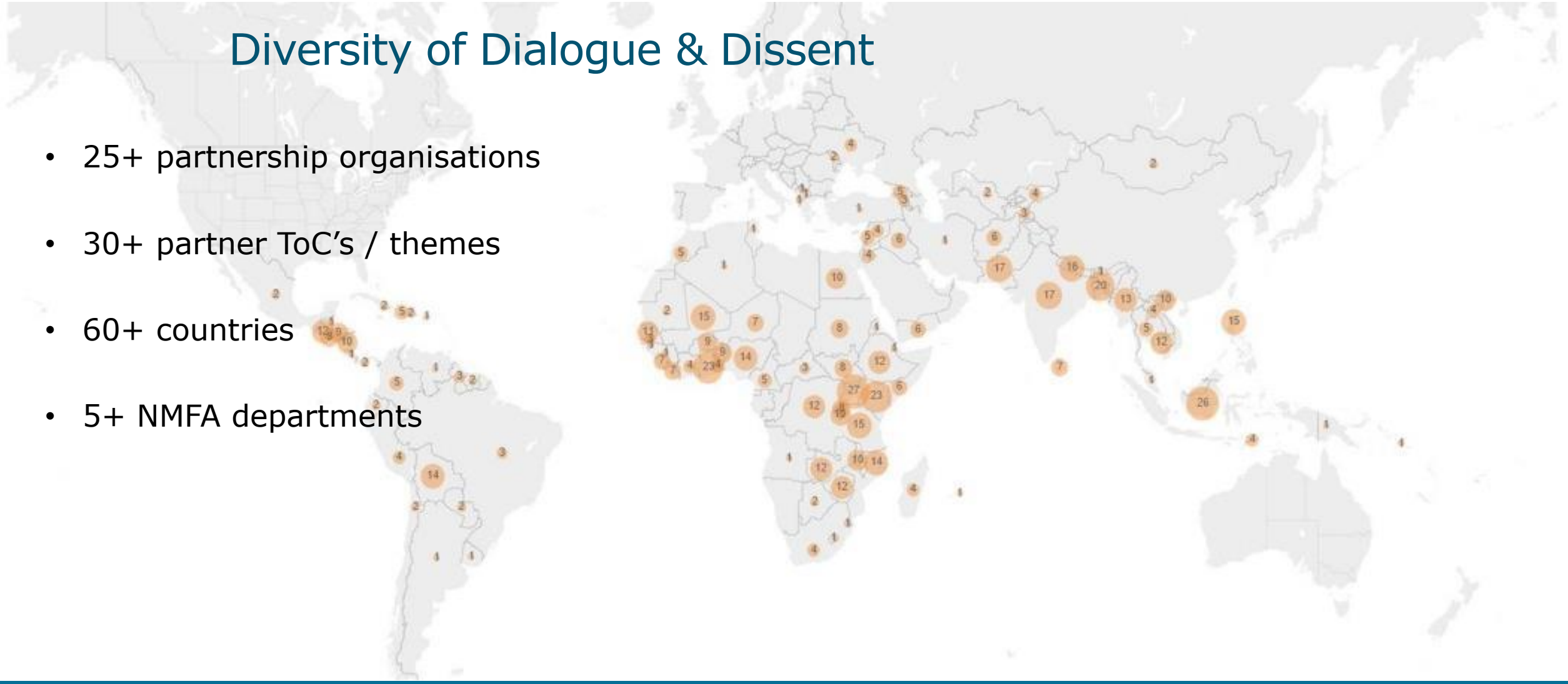

# Results Monitoring Approach Dialogue & Dissent

- Qualitative & Quantitative
- Bottom up, together with partners
- Clear ‘story’ about what D&D is and achieves

# Road thus far

1. Partners developed their own result frameworks (up to 130+ indicators per partner)
2. Dialogue & Dissent ToC further developed
3. Exercise with consultant & partners → clustering indicators (30+ indicators)
4. Results report 2016 → selection of 8 indicators
5. Oct 2017 consultation with partners → 6 core indicators and additional guidance on reporting

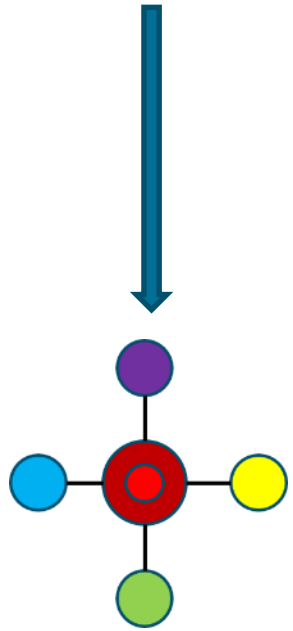

# Framing quantitative results in the Theory of Change

**Inclusive sustainable development in LLMICs**
*thematic departments*

**Improved laws, policies, norms, attitudes and practices**
*change on paper & change in behaviour*

**Towards improved laws, policies, norms and practices**
*agenda setting, framing and/or creating space to engage*

**Civil society Engagement**
*Advocacy initiatives*

**Civil society strengthening**
*Capacity & Legitimacy*

| |
|---|
| DD1 # of laws, policies and norms, implemented for sustainable and inclusive development |
| DD2 # of laws, policies and norms/attitudes, blocked, adopted, improved for sustainable and inclusive development |
| DD3 # of times that CSOs succeed in creating space for CSO demands and positions through agenda setting, influencing the debate and/or creating space to engage |
| DD4 # of advocacy initiatives carried out by CSOs, for, by or with their membership/constituency |
| DD5 # of CSOs with increased L&A capacities |
| DD6 # of CSOs included in SPs programmes |

# Link between partners & MoFA results framework with DD indicators

- Partners own results framework is leading
- Match to overarching DD core indicators
- Interpretation and operationalization up to partners: mutual trust is essential
- The IATI trick
  - Using the IATI 2.03 results reference field or
  - Adding the reference code (DD1, …, DD6) to the indicator title or description (for IATI publishers using older versions of the standard)

# Results over time

Expected

| Period start | Period end | |
|---|---|---|
| 1-1-2016 | 31-12-2016 | Actual 2016 |
| 1-1-2017 | 31-12-2017 | Actual 2017 |
| 1-1-2018 | 31-12-2018 | Actual 2018 |
| 1-1-2019 | 31-12-2019 | Actual 2019 |
| 1-1-2020 | 31-12-2020 | Actual 2020 |
| | | |
| 1-1-2016 | 31-12-2020 | Running total 2016-2020 |

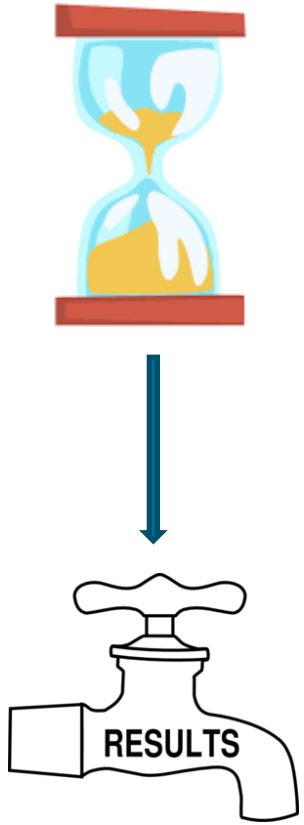

# Results at overall partnership (parent) level and subset (child) level

- Avoid double counting: aggregation is the responsibility of the partnership (= level 1, others cannot and should not).
- Can be automated based on aggregation status, but may lead to **errors** (example: different partners working on the same initiative)
- Connect to your funder (IATI incoming transaction providing activity-id)

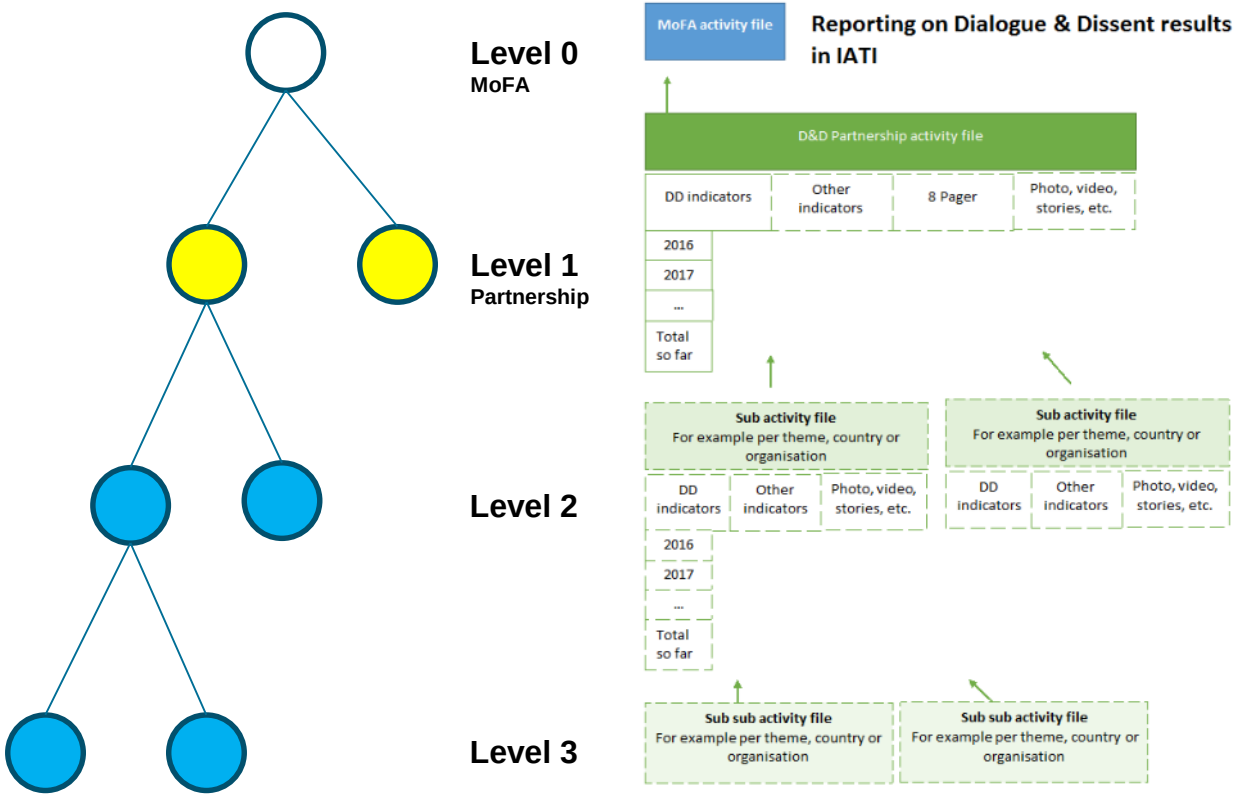

# Dialogue & Dissent dashboard: [bit.ly/DDresultsTest](bit.ly/DDresultsTest)

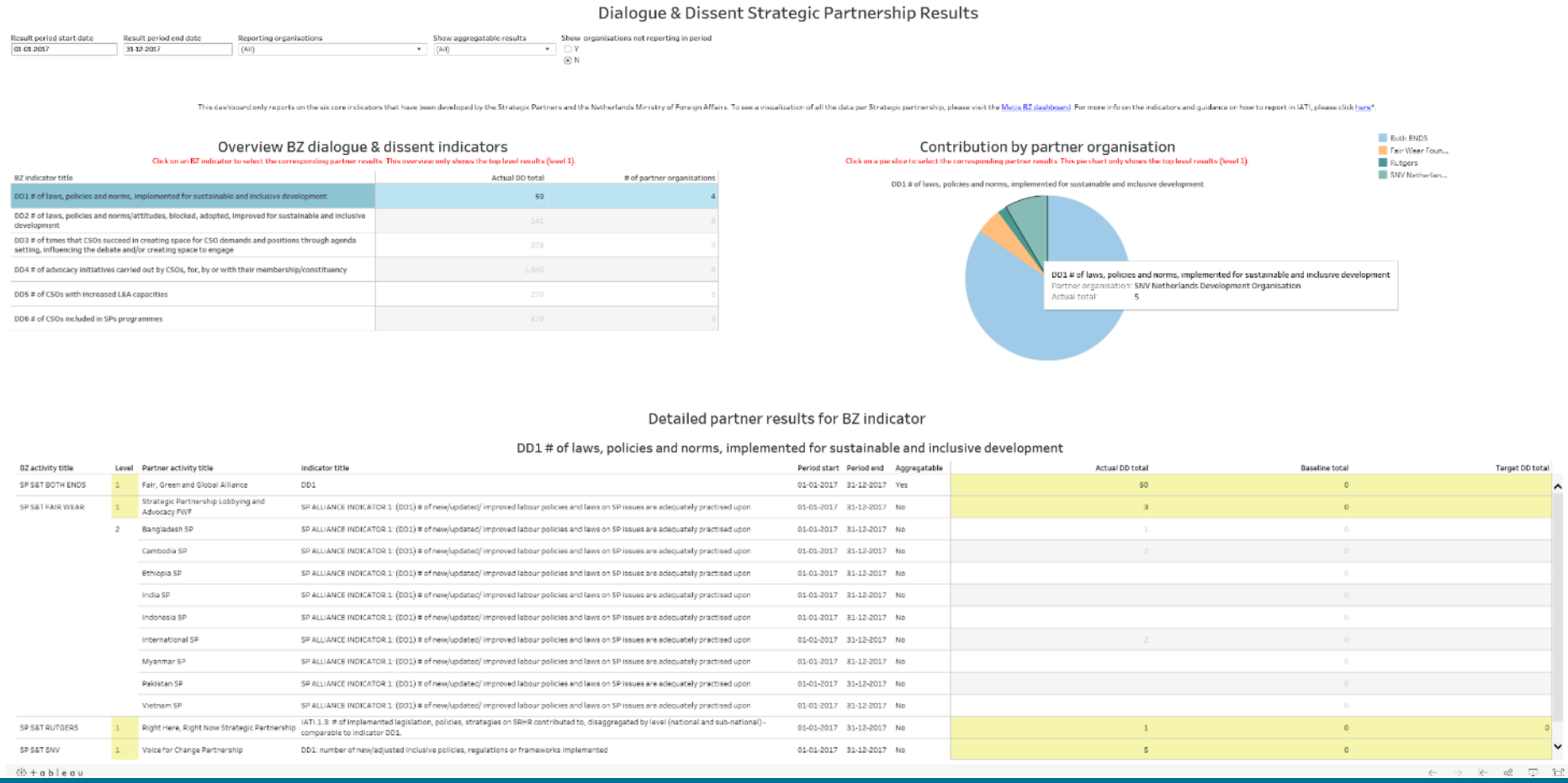

# Overview

- How does IATI structure results data? (Reid)
- What can we do *right now* with IATI results data? (Herman)
- **Which results are *most useful* to share? (Catherine)**
- How can we make it *easier to use* IATI results data? (Taryn)
- Discussion at tables

# Overview

- How does IATI structure results data? (Reid)
- What can we do *right now* with IATI results data? (Herman)
- Which results are *most useful* to share? (Catherine)
- **How can we make it *easier to use* IATI results data? (Taryn)**
- Discussion at tables

# Results Theme Tagging

A method for making results data more searchable and usable

DEVELOPMENT GATEWAY
Solutions that empower

# The Challenge

## How can we use and visualize results data in IATI?

While results data across organizations often can't be aggregated together, it can still be useful to identify and review results of organizations tracking similar indicators.

DEVELOPMENT GATEWAY
Solutions that empower

# Pilot for mSTAR




**1100+**

**Nepal Indicators**

**Pilot using Feed the Future baseline data in Nepal and Cambodia.**

**Goals:**

- Identify areas for cross-portfolio research.
- Identify areas for possible standardization.

DEVELOPMENT GATEWAY
Solutions that empower

# Methodology Used

1. Consolidate indicators into a single file.
2. Map each indicator into specific themes, and sub-themes.
    a. Sub-themes were determined organically depending on prevalent indicator topics.
    b. Sub-themes were then grouped into larger thematic areas. Theme must be distinct enough to not fit as a sub-theme to any other theme.

DEVELOPMENT GATEWAY
Solutions that empower

# Theme and Sub-Theme Mapping

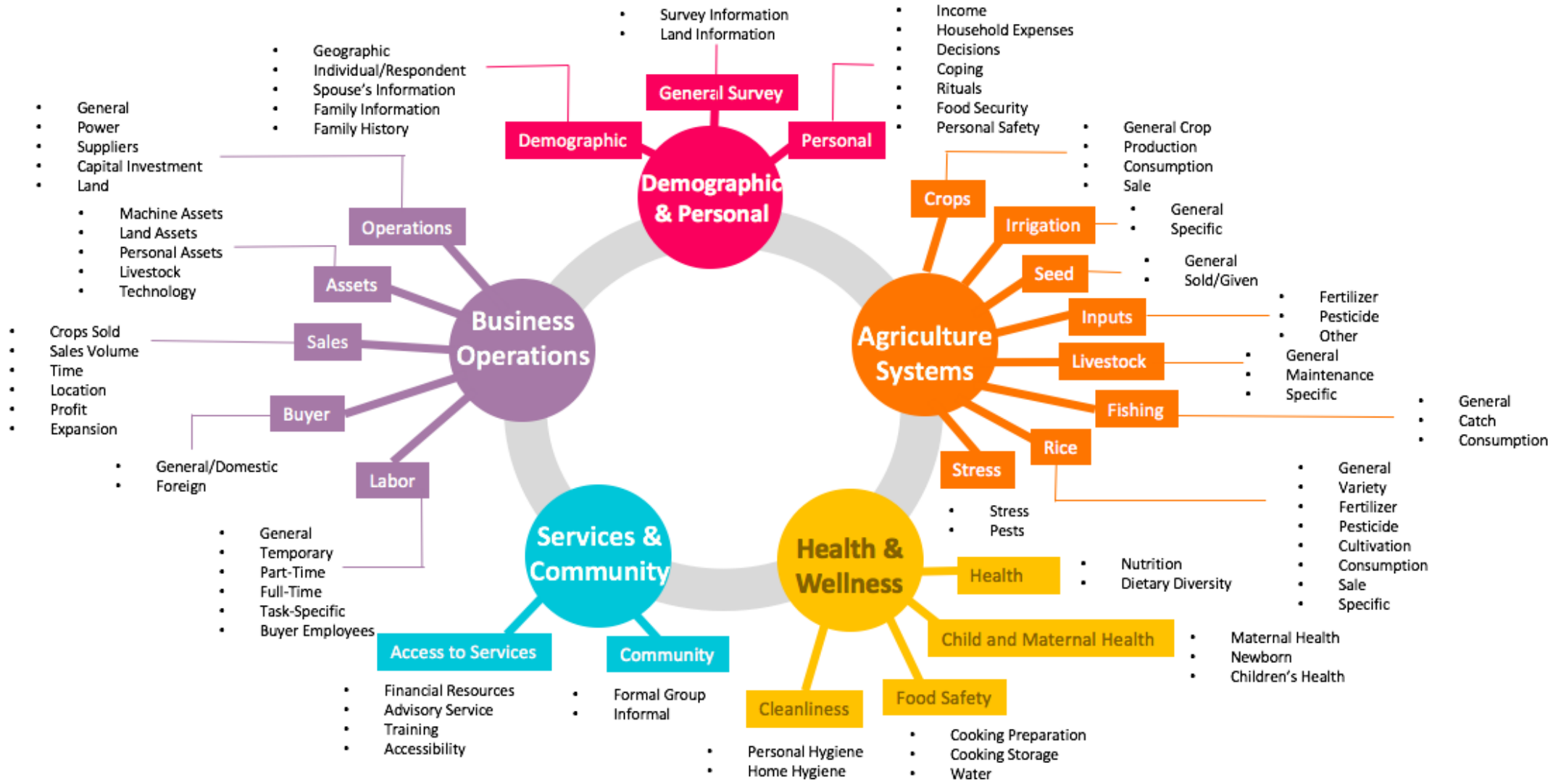


DEVELOPMENT GATEWAY
Solutions that empower

# Search by Theme & Sub-Theme

| Theme | Theme2 | Subtheme | Subtheme2 | Full Indicator | ASTR - IR | HARVEST II Total | IDE IPM - | IRRI EPIC | RFF Total | SIIL ASM | Total Similarities |
|---|---|---|---|---|---|---|---|---|---|---|---|
| | Access to Services | | Accessibility | Facilities/Services | 1 | | | | | | 1 |
| | Access to Services | | Accessibility | Facilities Distances | 1 | | | | | | 1 |
| | Access to Services | | Accessibility | How far is your farm from the nearest output market? | | | | 1 | | | 1 |
| | Access to Services | | Accessibility | How far is the nearest market selling agricultural products | 1 | | | | | | 1 |
| | Access to Services | | Accessibility | How far is the nearest agro-chemicals/inputs dealer | 1 | | | | | | 1 |
| | Access to Services | | Accessibility | How far is the nearest farm machinery service provider | 1 | | | | | | 1 |
| | Access to Services | | Accessibility | How far is the nearest farm machinery repair & maintenance shop | 1 | | | | | | 1 |
| | Access to Services | | Accessibility | How far is the nearest bank | 1 | | | | | | 1 |
| | Access to Services | | Accessibility | How far is the nearest government agricultural office | 1 | | | | | | 1 |
| | Access to Services | Accessibility | Accessibility | How far is the nearest ngo office | 1 | | | | | | 1 |
| | Access to Services | | Accessibility | How far is the nearest self-help group office | 1 | | | | | | 1 |
| | Access to Services | | Accessibility | How far is your major vegetable field from the nearest location where you sell vegetables? | 0.5 | | 1 | | | | 1.5 |
| | Access to Services | | Accessibility | How far is your house from the nearest agricultural extension officer? | | | 1 | 1 | | | 2 |
| | Access to Services | | Accessibility | How far is your house from the nearest agricultural input (seed, pesticide) dealer/store? | | | 1 | 1 | | | 2 |
| | Access to Services | | Accessibility | How far is your village from the closest town? | | | 1 | 1 | | | 2 |
| | Access to Services | | Accessibility | Did you need to borrow to finance your vegetable production last year? | | | 1 | | | | 1 |
| | Access to Services | | Accessibility | Was your household able to borrow the amount it needed? | | | 1 | | | | 1 |
| | Access to Services | | Accessibility | In the past 2 years, have you received advice and/or learned about agriculture from a government agricultural extension worker or center? | | | 1 | | | | 1 |
| | Access to Services | | Accessibility | What do you see as a barrier to increased (vegetable) market access and participation? | | | | | | 1 | 1 |
| | Access to Services | Advisory Service | Advisory Service | Did you receive any extension assistance or advisory service related to *type* of production and marketing in the last 12 months (rice production, vegetable production, animal raising, fish production, crop rotation techniques, crop association, crop rotation management, drying at post harvest, storage facilities, advice on output price, advice on input prices, collective marketing, information where to sell, credit from local bank, micro-finance, or savings groups) | | | | | | 1 | 1 |

DEVELOPMENT GATEWAY
Solutions that empower

# What Agriculture Trainings Have People Participated In?

| Subtheme | Subtheme2 | Full Indicator | ASTR - IR | HARVEST II Total | IDE IPM - | IRRI EPIC | RFF Total | SIIL ASM | Total Similarities |
|---|---|---|---|---|---|---|---|---|---|
| | Training | In the past six months, have your or anyone in your household participated in a project training? | | | | | | 1 | 1 |
| | Training | In the past six months, have you or anyone in your household done the following: installed or expanded a rice field pond; applied project-promoted rice field pond mgt practices; built/restored/expanded a home garden or microgarden; applied project-promoted soil preparation planting, crop diversification or management techniques; applied project-promoted organic compost/fertilizer? | 1 | | | | | | 1 |
| | Training | Type of Training participated in | 1 | | | | | | 1 |
| | Training | Have you received any training related to IPM? | | | 1 | 1 | | | 2 |
| | Training | If yes, how many times have you received IPM training? | | | 1 | 1 | | | 2 |
| | Training | From whom did you receive the training? (DAE, PDA, National IPM Program, NGO, other) | | | 1 | 1 | | | 2 |
| | Training | Agency/Org that conducted Training | 1 | | 1 | 0.5 | | | 2.5 |
| | Training | Who in your family normally attends training? | | | | 1 | | | 1 |
| | Training | Who normally attends training sessions on pest management? | | | 1 | | | | 1 |
| | Training | What topics would you like to learn about? | | | | 1 | | | 1 |
| | Training | Have you participated in any trainings attended in the past 5 years on chemical use on rice | 1 | | | | | | 1 |
| | Training | Have you participated in any trainings attended in the past 5 years on new rice varieties | 1 | | | | | | 1 |
| Training | Training | Have you participated in any trainings attended in the past 5 years on seed selection | 1 | | | | | | 1 |
| | Training | Have you participated in any trainings attended in the past 5 years on post-harvest technology | 1 | | | | | | 1 |
| | Training | Have you participated in any trainings attended in the past 5 years on seed production | 1 | | | | | | 1 |
| | Training | Have you participated in any trainings attended in the past 5 years on rice production | 1 | | | | | | 1 |
| | Training | Have you participated in any trainings attended in the past 5 years on crop cultivation technique (vegetable, mushroom) | 1 | | | | | | 1 |
| | Training | Have you participated in any trainings attended in the past 5 years on farmer's day | 1 | | | | | | 1 |
| | Training | Have you participated in any trainings attended in the past 5 years on animal raising | 1 | | | | | | 1 |
| | Training | Have you participated in any trainings attended in the past 5 years on using natural fertilizer | 1 | | | | | | 1 |
| | Training | Have you participated in any trainings attended in the past 5 years on scholarship to children | 1 | | | | | | 1 |
| | Training | Have you participated in any trainings attended in the past 5 years on rice disease | 1 | | | | | | 1 |
| | Training | Have you participated in any trainings attended in the past 5 years on sex health | 1 | | | | | | 1 |
| | Training | Have you participated in any trainings attended in the past 5 years on distribution of vegetable seed | 1 | | | | | | 1 |
| | Training | Have you participated in any trainings attended in the past 5 years on laser land leveling | 1 | | | | | | 1 |
| | Training | Have you participated in any trainings attended in the past 5 years on providing loan | 1 | | | | | | 1 |
| | Training | Agency that provided the training? (NGO, government institution, private organization) | 1 | | | | | | 1 |

DEVELOPMENT GATEWAY
Solutions that empower

# Similar Approach for RDI

1. Results data scraped for Agriculture and Health in Tanzania, Sri Lanka, and Ghana.

1. Categorized into four levels.

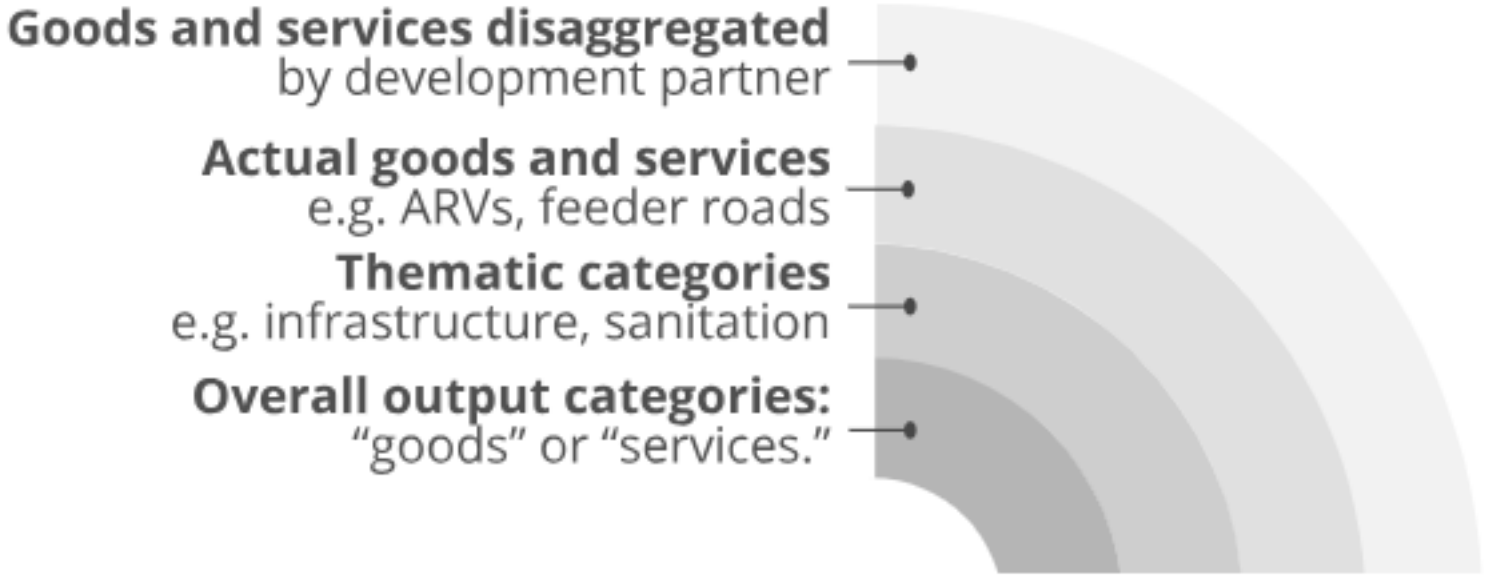


DEVELOPMENT GATEWAY
Solutions that empower

# How many water systems has WB constructed in Ghana?

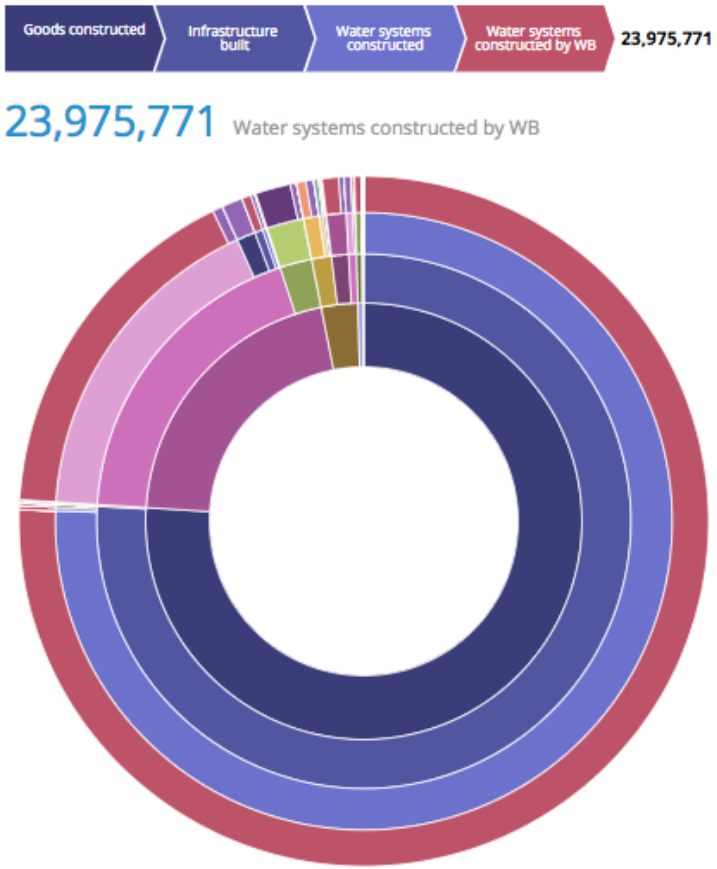


Able to explore various organizations efforts and results in an interactive visualization.

**Found at - [rdi.developmentgateway.org](rdi.developmentgateway.org)**

DEVELOPMENT GATEWAY
Solutions that empower

# Uses of Thematic Tagging

- Easier to identify indicators of interest across portfolios & organizations.
- Identify projects where results and lessons learned could provide further insight through the evaluation report or contacting the organization.
- Identify data for cross-portfolio research.
- Identify the data collected by other organizations to identify and avoid overlap, and improve coordination.

DEVELOPMENT GATEWAY
Solutions that empower

# Potential Future Applications

- Apply methodology to IATI results data.
- Algorithms and tools such as Machine Learning could speed up process for mapping data to themes on a large scale.
- Create tools that allow users to interact with, search for, and visualize results data.

DEVELOPMENT GATEWAY
Solutions that empower

# Stay in touch!

Taryn Davis Holland: tdavis@developmentgateway.org

DEVELOPMENT GATEWAY
Solutions that empower

# Overview

- How does IATI structure results data? (Reid)
- What can we do *right now* with IATI results data? (Herman)
- Which results are *most useful* to share? (Catherine)
- How can we make it *easier to use* IATI results data? (Taryn)
- **Discussion at tables**

# Discussion Questions

- How are you using IATI results data (or what’s stopping you?)
- What would make IATI results data more useful to you?
- How can the IATI community help?